



National Marine Manufacturers Association

nmma.org

ECONOMIC SIGNIFICANCE OF RECREATIONAL BOATING IN NEW YORK

CONGRESSIONAL DISTRICT 20

Number of Recreational Boats*	24,882
Recreational Boating Industry Businesses	46
Total Jobs	2,140
Annual Recreational Boating-Related Spending	\$114.3 MILLION




TOTAL ANNUAL ECONOMIC IMPACT OF RECREATIONAL BOATING:

\$270.1 MILLION

RECREATIONAL BOATS IN NY-20

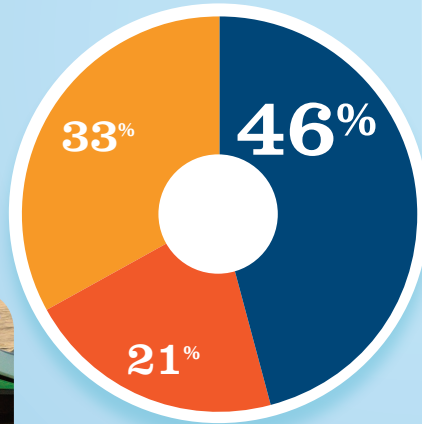
TOTAL BOATS*	24,882
REGISTERED BOATS	24,882
Power boats	21,461
PWCs	2,730
Sailboats	612
Other Boats	79
HOUSEHOLDS PER BOAT	11.9



* Total boats are registered boats as reported by states to the USCG.

RECREATIONAL BOATING CREATES JOBS IN NY-20

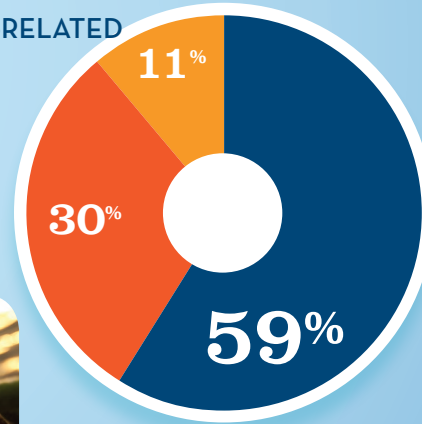
TOTAL BOATING JOBS	357
Boat Building	-
Motor / Engine Mfgr.	-
Accessory / Supplies Mfgr.	117
Dealers / Wholesalers	76
Boat Services	164



BOAT BUILDING †
MOTOR/ENG. MFGR. †
ACC./SUPPLIES MFGR.
DLRS/WHOLESALERS
BOAT SERVICES

RECREATIONAL BOATING-RELATED BUSINESSES IN NY-20

TOTAL BUSINESSES	46
Boat Building	-
Motor / Engine Mfgr.	-
Accessory / Supplies Mfgr.	5
Dealers / Wholesalers	14
Boat Services	27

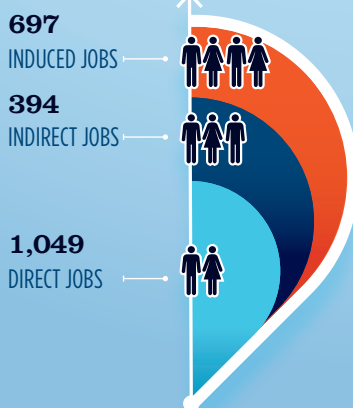


BOAT BUILDING †
MOTOR/ENG. MFGR. †
ACC./SUPPLIES MFGR.
DLRS/WHOLESALERS
BOAT SERVICES



ESTIMATED JOBS IMPACT OF RECREATIONAL BOATING-RELATED SPENDING IN NY-20

EST. TOTAL JOBS	2,140
EST. TOTAL LABOR INCOME	\$88.6 MILLIONS
Est. Direct Income	\$36.1
Est. Indirect Income	\$22.0
Est. Induced Income	\$30.5



RECREATIONAL BOATING INDUSTRY SALES IN NY-20

Boat Building	\$0.0	\$0.0 MILLION
Motor / Engine Mfgr.	\$0.0	\$0.0 MILLION
Accessory / Supplies Mfgr.	\$19.5	\$19.5 MILLION
TOTAL MFGR. SALES	\$19.5	
Dealers / Wholesalers	\$37.0	\$37.0 MILLION
Boat Services	\$58.4	\$58.4 MILLION
TOTAL RETAIL & SERVICES SALES	\$95.4	

BOAT BUILDING
MOTOR/ENG. MFGR.
ACC./SUPPLIES MFGR.
DLRS/WHOLESALERS
BOAT SERVICES

Source: NMMMA's Center of Knowledge; Recreational Marine Research Center at Michigan State University